

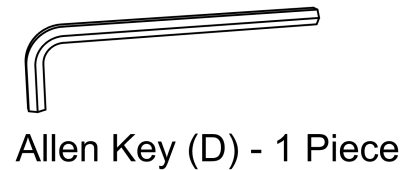
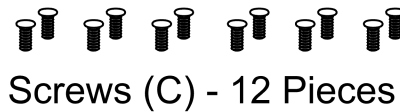
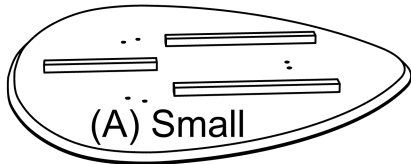
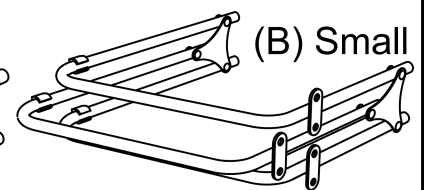
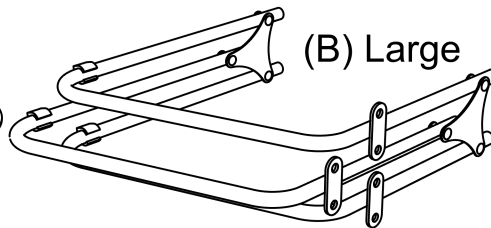
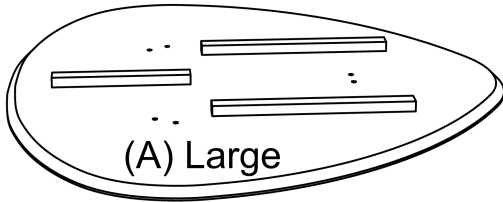
# Assembly Instructions

## SLOTEN - Style No. # VI-BT41

### Part List

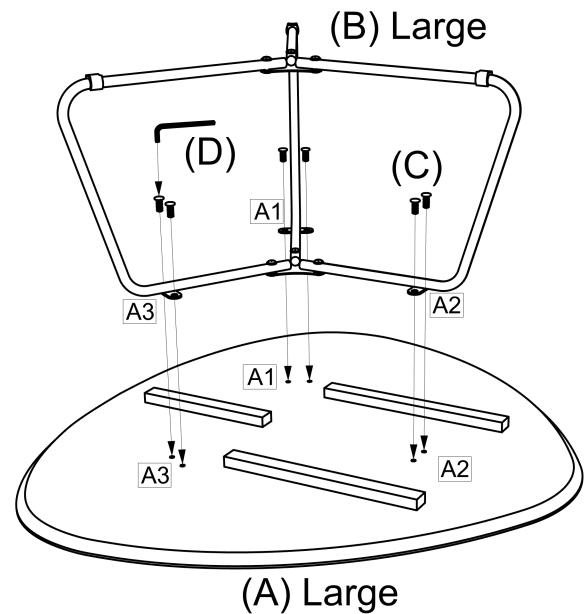
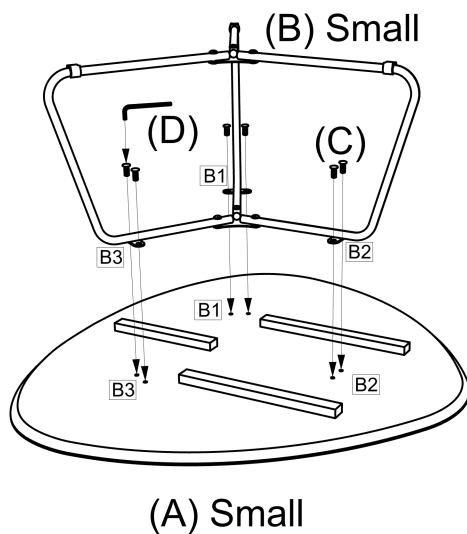
Wooden Top (A) - 2 Piece  
1 Small & 1 Large

Legs (B) - 2 Piece (1 Small & 1 Large)



### Step1:

Place the Small Wooden top (A) On the floor upside down. & align the legs by matching B1 to B1, B2 to B2 & B3 to B3, & then screw all screws (C) with the help of provided allen key (D). & Repeat the same for Large one.



**Flip & ready To Use**

